

PCT

WORLD INTELLECTUAL PROPERTY ORGANIZATION
International Bureau



INTERNATIONAL APPLICATION PUBLISHED UNDER THE PATENT COOPERATION TREATY (PCT)

<p>(51) International Patent Classification⁶ : C08F 10/00, 2/34</p>	<p>A1</p>	<p>(11) International Publication Number: WO 97/29138 (43) International Publication Date: 14 August 1997 (14.08.97)</p>
<p>(21) International Application Number: PCT/US97/02119 (22) International Filing Date: 10 February 1997 (10.02.97) (30) Priority Data: 08/598,860 9 February 1996 (09.02.96) US (71) Applicant: EXXON CHEMICAL PATENTS INC. [US/US]; 5200 Bayway Drive, Baytown, TX 77520-5200 (US). (72) Inventors: MERRILL, Natalie, A.; 1005 Regency Drive, Deer Park, TX 77536 (US). CANICH, Jo, Ann, M.; Apartment 808, 900 Henderson Avenue, Houston, TX 77058 (US). DEKMEZIAN, Armen, H.; 2806 Evergreen Cliff Trail, Kingwood, TX 77345 (US). PANNELL, Richard, B.; 3902 Hill Springs Drive, Kingwood, TX 77345 (US). RUFF, Charles, J.; 11019 Dunlap, Houston, TX 77096 (US). (74) Agents: MULLER, William, G. et al.; Exxon Chemical Company, P.O. Box 2149, Baytown, TX 77522-2149 (US).</p>		<p>(81) Designated States: CA, JP, European patent (AT, BE, CH, DE, DK, ES, FI, FR, GB, GR, IE, IT, LU, MC, NL, PT, SE). Published <i>With international search report. Before the expiration of the time limit for amending the claims and to be republished in the event of the receipt of amendments.</i></p>
<p>(54) Title: POLYMERIZATION PROCESS (57) Abstract The present invention relates to a gas phase process for the polymerization of monomer(s) utilizing a metallocene catalyst system to produce easy processing polyolefin polymers.</p>		

FOR THE PURPOSES OF INFORMATION ONLY

Codes used to identify States party to the PCT on the front pages of pamphlets publishing international applications under the PCT.

AM	Armenia	GB	United Kingdom	MW	Malawi
AT	Austria	GE	Georgia	MX	Mexico
AU	Australia	GN	Guinea	NE	Niger
BB	Barbados	GR	Greece	NL	Netherlands
BE	Belgium	HU	Hungary	NO	Norway
BF	Burkina Faso	IE	Ireland	NZ	New Zealand
BG	Bulgaria	IT	Italy	PL	Poland
BJ	Benin	JP	Japan	PT	Portugal
BR	Brazil	KE	Kenya	RO	Romania
BY	Belarus	KG	Kyrgyzstan	RU	Russian Federation
CA	Canada	KP	Democratic People's Republic of Korea	SD	Sudan
CF	Central African Republic	KR	Republic of Korea	SE	Sweden
CG	Congo	KZ	Kazakhstan	SG	Singapore
CH	Switzerland	LI	Liechtenstein	SI	Slovenia
CI	Côte d'Ivoire	LK	Sri Lanka	SK	Slovakia
CM	Cameroon	LR	Liberia	SN	Senegal
CN	China	LT	Lithuania	SZ	Swaziland
CS	Czechoslovakia	LU	Luxembourg	TD	Chad
CZ	Czech Republic	LV	Latvia	TG	Togo
DE	Germany	MC	Monaco	TJ	Tajikistan
DK	Denmark	MD	Republic of Moldova	TT	Trinidad and Tobago
EE	Estonia	MG	Madagascar	UA	Ukraine
ES	Spain	ML	Mali	UG	Uganda
FI	Finland	MN	Moogolia	US	United States of America
FR	France	MR	Mauritania	UZ	Uzbekistan
GA	Gabon			VN	Viet Nam

POLYMERIZATION PROCESS

FIELD OF THE INVENTION

The present invention relates to a gas phase process for the polymerization
5 of olefin(s) utilizing as the catalyst a bulky ligand transition metal compound and
an activator to produce a polymer product that is easier to process. More
particularly, the invention is directed to a continuous gas phase polymerization
process for polymerizing olefin(s) utilizing a metallocene catalyst system to
10 produce polymers having improved processability and physical properties useful in
a variety of end-use applications, especially where processability is important, for
example, in blown and cast film production.

BACKGROUND OF THE INVENTION

The production of polymers having improved processability utilizing
15 metallocene catalyst systems in a solution phase polymerization process has been
discussed in the art. For example, U.S. Patent Nos. 5,272,236 and 5,380,810
describe a specific group of metallocene catalysts, namely monocyclopentadienyl
metallocene systems, that are said to be capable of producing polymers having a
high melt flow ratio and a narrow molecular weight distribution using a solution
20 phase polymerization process. U.S Patent No. 5,218,071 describes a solution
process to produce a metallocene derived ethylene copolymer having a narrow
molecular weight distribution and excellent flowability. EP-A1-0 683 184
published November 22, 1995 describes a solution process using metallocenes to
25 produce polymers having high viscous flow activation energies for good film
moldability.

The gas phase production of polymers having improved processability
using metallocene catalysts is known. For example, WO 95/07942 published
March 23, 1995 describes a gas phase fluidized bed process for producing ethylene
30 polymers having improved processability using a monocyclopentadienyl transition
metal metallocene catalyst compound and non-coordinating anion activator. EP-
A2-0 452 920 published October 23, 1991 describes a gas phase process for
producing ethylene copolymers said to have a high melt tension and a narrow
composition distribution using a prepolymerized catalyst system of a variety of
35 metallocene catalyst compounds, including unbridged and bridged bis-
cyclopentadienyl transition metal metallocene compounds.

- 2 -

EP-A1- 0 659 773 published June 28, 1995 describes a gas phase process for producing polyethylene at a certain temperature showing improved processability using an unsupported catalyst system of one or more bridged bis-cyclopentadienyl transition metal metallocene catalyst compounds. EP-A1-0 676
5 421 published November 10, 1995 describes the gas phase production of polyolefins showing improved processability using a supported catalyst system of a bridged bis-cyclopentadienyl transition metal metallocene catalyst compound.

Thus, it would be highly desirable to have a gas phase polymerization process that produces polymers that have superior strength/toughness properties
10 and have improved processability without the need for catalyst specificity.

SUMMARY OF THE INVENTION

This invention relates to a gas phase polymerization process for polymerizing ethylene, preferably in combination with one or more other olefins
15 utilizing a bulky ligand transition metal catalyst, for example, a metallocene catalyst or catalyst system, to produce a polymer product having improved processability and other physical properties for use in various blend compositions and end-use applications.

DETAILED DESCRIPTION OF THE INVENTION

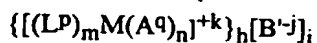
Introduction

In a typical gas phase process, a continuous recycle stream is employed. The recycle stream is heated by the heat of polymerization, and in another part of the process, heat is removed by a cooling system external to the reactor. The
25 recycle stream usually contains one or more monomers continuously cycled through a fluidized bed in the presence of the catalyst under polymerization conditions. The recycle stream is withdrawn from the fluidized bed and recycled back into the reactor. Simultaneously, polymer product is withdrawn from the reactor and new or fresh monomer is added to replace the polymerized monomer.

30 It has been discovered that by reducing the partial pressure of monomer introduced to a polymerization reactor it is possible to produce polymers having improved processability with a variety of a transition metallocene catalyst compounds. Further, it was surprisingly discovered that by varying the reactor temperature the processability of the polymer product could be controlled.
35

Catalyst Components and Catalyst Systems

Preferred metallocene catalysts of the invention, for example, are typically those bulky ligand transition metal complexes derivable from the formula:

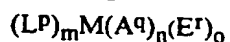


- 5 where L is a bulky ligand bonded to M, p is the anionic charge of L and m is the number of L ligands and m is 1, 2 or 3; A is a ligand bonded to M and capable of inserting an olefin between the M-A bond, q is the anionic charge of A and n is the number of A ligands and n is 1, 2, 3 or 4, M is a metal, preferably a transition metal, and $(p \times m) + (q \times n) + k$ corresponds to the formal oxidation state of the metal center; where k is the charge on the cation and k is 1, 2, 3 or 4, and B' is a
- 10 chemically stable, non-nucleophilic anionic complex, preferably having a molecular diameter of 4 Å or greater and j is the anionic charge on B', h is the number of cations of charge k, and i the number of anions of charge j such that $h \times k = j \times i$.
- Any two L and/or A ligands may be bridged to each other and/or
- 15 unbridged. The catalyst compound may be full-sandwich compounds having two or more ligands L, which may be cyclopentadienyl ligands or substituted cyclopentadienyl ligands, or half-sandwich compounds having one ligand L, which is a cyclopentadienyl ligand or heteroatom substituted cyclopentadienyl ligand or hydrocarbyl substituted cyclopentadienyl ligand such as an indenyl ligand, a
- 20 benzindenyl ligand or a fluorenyl ligand and the like or any other ligand capable of η -5 bonding to a transition metal atom. One or more of these bulky ligands is π -bonded to the transition metal atom. Each L can be substituted with a combination of substituents, which can be the same or different. Non-limiting examples of substituents include hydrogen or a linear, branched or cyclic alkyl, alkenyl or aryl radical or combination thereof having from 1 to 30 carbon atoms. The substituent can also be substituted with hydrogen or a linear, branched or cyclic alkyl, alkenyl or aryl radical having from 1 to 30 carbon atoms. L may also be other types of bulky ligands including but not limited to bulky amides, phosphides, alkoxides, aryloxides, imides, carbolides, borollides, porphyrins, phthalocyanines, corrins and other polyazomacrocycles. The metal atom, from the Periodic Table of the
- 30 Elements, may be a Group 4, 5 or 6 transition metal or a metal from the lanthanide and actinide series, preferably the transition metal is of Group 4. Other ligands may be bonded to the transition metal, such as a leaving group, such as but not limited to weak bases such amines, phosphines, ether and the like. In addition to
- 35 the transition metal, these ligands may be optionally bonded to A or L. Non-limiting examples of catalyst components and catalyst systems are discussed in for

example, U.S. Patent Nos. 4,530,914, 4,871,705, 4,937,299, 5,124,418, 5,017,714, 5,120,867, 5,278,264, 5,278,119, 5,304,614, 5,324,800, 5,347,025, 5,350,723, 5,391,790, 5,391,789 and 5,455,366 all of which are herein fully incorporated by reference. Also, the disclosures of European Publications EP-A-0 591 756, EP-A-0 520 732 and EP-A- 0 420 436 and PCT Publications WO 91/04257, WO 92/00333, WO 93/08221, WO 93/08199 and WO 94/01471 are all fully incorporated herein by reference.

It is within the scope of this invention that Ni²⁺ and Pd²⁺ complexes described in the articles Johnson, et al. "New Pd(II)- and Ni(II)- Based Catalysts for Polymerization of Ethylene and α -Olefins", J. Am. Chem. Soc. 1995, 117, 6414-6415 and "Copolymerization of Ethylene and Propylene with Functionalized Vinyl Monomers by Palladium(II) Catalysts", J. Am. Chem. Soc., 1996, 118, 267-268, which are both fully incorporated by reference, can be used as catalysts. These complexes can be either dialkyl ether adducts, or alkylated reaction products of the described dihalide complexes that can be activated to a cationic state by the activators of this invention. It is also within the scope of the process of this invention that the above described complexes can be combined with one or more of the catalyst compounds represented by formula (I) and (II), with one or more of the activators or cocatalysts, and with one or more of the support materials using one of the support methods, all of which are described below.

In one embodiment, the activated catalyst of the invention is formed from a catalyst compound represented by the general formula:



where L, M, A, and p, m, q and n are as defined above and E is an anionic leaving group such as but not limited to hydrocarbyl, hydride, halide or combination thereof or any other anionic ligands; r is the anionic charge of E and o is the number of E ligands and o is 1, 2, 3 or 4 such that $(p \times m) + (q \times n) + (r \times o)$ is equal to the formal oxidation state of the metal center, and an aluminum alkyl, alumoxane, modified alumoxane or any other oxy-containing organometallic compound or non-coordinating ionic activators, or a combination thereof.

Further, the catalyst component of the invention includes monocyclopentadienyl heteroatom containing compounds. This heteroatom is activated by either an alumoxane, modified alumoxane, a non-coordinating ionic activator, a Lewis acid or a combination thereof to form an active polymerization catalyst system. These types of catalyst systems are described in, for example, PCT International Publication WO 92/00333, WO 94/07928, and WO 91/04257,

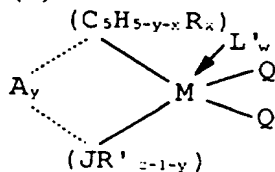
WO 94/03506, U.S. Patent Nos. 5,057,475, 5,096,867, 5,055,438, 5,198,401, 5,227,440 and 5,264,405 and EP-A-0 420 436, all of which are fully incorporated herein by reference. Additionally it is within the scope of this invention that the metallocene catalysts and catalyst systems may be those described in U.S. Patent
 5 Nos. 5,064,802, 5,145,819, 5,149,819, 5,243,001, 5,239,022, 5,276,208, 5,296,434, 5,321,106, 5,329,031 and 5,304,614, PCT publications WO 93/08221, WO 93/08199 and WO 95/07140 and EP-A-0 578 838, EP-A-0 638 595 all of which are herein fully incorporated by reference.

The preferred transition metal component of the catalyst of the invention
 10 are those of Group 4, particularly, titanium, zirconium and hafnium. The transition metal may be in any formal oxidation state, preferably +2, +3 or +4 or a mixture thereof, preferably +4.

In another embodiment the catalyst component is represented by one of the formula (I):

15 $(C_5H_{5-d-f}R''_d)_eR'''_fMQ_{g-e}$
 wherein M is a Group 4, 5, 6 transition metal, at least one $(C_5H_{5-d-f}R''_d)$ is an unsubstituted or substituted cyclopentadienyl ligand bonded to M, each R'' , which can be the same or different is hydrogen or a substituted or unsubstituted hydrocarbyl having from 1 to 30 carbon atoms or combinations thereof or two or
 20 more carbon atoms are joined together to form a part of a substituted or unsubstituted ring or ring system having 4 to 30 carbon atoms, R''' is one or more or a combination of carbon, germanium, silicon, phosphorous or nitrogen atoms containing radical bridging two $(C_5H_{5-d-f}R''_d)$ rings, or bridging one $(C_5H_{5-d-f}R''_d)$ ring to M; each Q which can be the same or different is a hydride, substituted or
 25 unsubstituted hydrocarbyl having from 1 to 30 carbon atoms, halogen, alkoxides, aryloxides, amides, phosphides or any other univalent anionic ligand or combination thereof; two Q can be an alkylidene ligand or cyclometallated hydrocarbyl ligand or other divalent anionic chelating ligand, where g is an integer corresponding to the formal oxidation state of M, d is 0, 1, 2, 3, 4 or 5, f is 0 or 1
 30 and e is 1, 2 or 3.

In another preferred embodiment of this invention the catalyst component is represented by the formula (II):



- 6 -

wherein M is Ti, Zr or Hf; $(C_5H_{5-y-x}R_x)$ is a cyclopentadienyl ring which is substituted with from 0 to 5 substituent groups R, "x" is 0, 1, 2, 3, 4 or 5 denoting the degree of substitution, and each substituent group R is, independently, a radical selected from a group consisting of C₁-C₂₀ hydrocarbyl radicals, substituted C₁-C₂₀ hydrocarbyl radicals wherein one or more hydrogen atoms is replaced by a halogen atom, C₁-C₂₀ hydrocarbyl-substituted metalloids wherein the metalloid is selected from the Group 14 of the Periodic Table of Elements, and halogen radicals or $(C_5H_{5-y-x}R_x)$ is a cyclopentadienyl ring in which two adjacent R-groups are joined forming C₄-C₂₀ ring to give a saturated or unsaturated polycyclic cyclopentadienyl ligand such as indenyl, tetrahydroindenyl, fluorenyl or octahydrofluorenyl;

(JR'_{z-1-y}) is a heteroatom ligand in which J is an element with a coordination number of three from Group 15 or an element with a coordination number of two from Group 16 of the Periodic Table of Elements, preferably nitrogen, phosphorus, oxygen or sulfur with nitrogen being preferred, and each R' is, independently a radical selected from a group consisting of C₁-C₂₀ hydrocarbyl radicals wherein one or more hydrogen atoms is replaced by a halogen atom, y is 0 or 1, and "z" is the coordination number of the element J;

each Q is, independently any univalent anionic ligand such as halogen, hydride, or substituted or unsubstituted C₁-C₃₀ hydrocarbyl, alkoxide, aryloxy, amide or phosphide, provided that two Q may be an alkylidene, a cyclometallated hydrocarbyl or any other divalent anionic chelating ligand,

A is a covalent bridging group containing a Group 15 or 14 element such as, but not limited to, a dialkyl, alkylaryl or diaryl silicon or germanium radical, alkyl or aryl phosphine or amine radical, or a hydrocarbyl radical such as methylene, ethylene and the like;

L' is a Lewis base such as diethylether, tetraethylammonium chloride, tetrahydrofuran, dimethylaniline, aniline, trimethylphosphine, n-butylamine, and the like; and w is a number from 0 to 3. Additionally, L' may be bonded to any of R, R' or Q.

For the purposes of this patent specification and appended claims, the terms "cocatalysts" and "activators" are used interchangeably and are defined to be any compound or component which can activate a metallocene compound as defined above, for example, a Lewis acid or a non-coordinating ionic activator or ionizing activator or any other compound that can convert a neutral metallocene catalyst component to a metallocene cation. It is within the scope of this invention to use

alumoxane as an activator, and/or to also use ionizing activators, neutral or ionic, such as tri(n-butyl)ammonium tetrakis(pentafluorophenyl) boron or a trisperfluorophenyl boron metalloid precursor which ionize the neutral metallocene compound.

5 There are a variety of methods for preparing alumoxane and modified alumoxanes, non-limiting examples of which are described in U.S. Patent No. 4,665,208, 4,952,540, 5,091,352, 5,206,199, 5,204,419, 4,874,734, 4,924,018, 4,908,463, 4,968,827, 5,308,815, 5,329,032, 5,248,801, 5,235,081, 5,157,137, 5,103,031, 5,391,793, 5,391,529 and EP-A-0 561 476, EP-B1-0 279 586, EP-A-0
10 594-218 and WO 94/10180, all of which are fully incorporated herein by reference.

 Ionizing compounds may contain an active proton, or some other cation associated with but not coordinated or only loosely coordinated to the remaining ion of the ionizing compound. Such compounds and the like are described in EP-A-0 570 982, EP-A-0 520 732, EP-A-0 495 375, EP-A-0 426 637, EP-A-500 944,
15 EP-A-0 277 003 and EP-A-0 277 004, and U.S. Patent Nos. 5,153,157, 5,198,401, 5,066,741, 5,206,197, 5,241,025, 5,387,568 and 5,384,299 and U.S. Patent Application Serial No. 08/285,380, filed August 3, 1994 and are all herein fully incorporated by reference. Combinations of activators are also contemplated by the invention, for example, alumoxanes and ionizing activators in combinations,
20 see for example, WO 94/07928 and WO 95/14044 published May 26, 1995 and U.S. Patent Nos. 5,153,157 and 5,453,410 all of which are herein fully incorporated by reference

 In an embodiment of the invention two or more catalyst components or metallocenes as described above can be combined to form a catalyst system useful
25 in the invention. For example, those mixed catalysts described in U.S. Patent Nos. 5,281,679, 5,359,015 and 5,470,811, all of which are fully incorporated herein by reference. In another embodiment of the catalyst system of the invention combinations of one or more of catalyst components of general formula (I) and/or (II) are contemplated. In one embodiment, metallocene catalyst components can
30 be combined to form the blend compositions as described in PCT publication WO 90/03414 published April 5, 1990, fully incorporated herein by reference. In yet another embodiment mixed metallocenes as described in U.S. Patent Nos. 4,937,299 and 4,935,474, both are herein fully incorporated herein by reference, can be used to produce polymers having a broad molecular weight distribution
35 and/or a multimodal molecular weight distribution.

In another embodiment of the invention at least one metallocene catalyst can be combined with a non-metallocene or traditional Ziegler-Natta catalyst or catalyst system, non-limiting examples are described in U.S. Patent Nos. 4,701,432, 5,124,418, 5,077,255, 5,183,867, 5,391,660 and 5,395,810 all of which
5 are incorporated herein by reference.

For purposes of this patent specification the terms "carrier" or "support" are interchangeable and can be any support material, preferably a porous support material, such as for example, talc, inorganic oxides, inorganic chlorides, for example magnesium chloride, and resinous support materials such as polystyrene
10 or polystyrene divinyl benzene polyolefins or polymeric compounds or any other organic or inorganic support material and the like, or mixtures thereof.

The preferred support materials are inorganic oxide materials, which include those of Groups 2, 3, 4, 5, 13 or 14 metal oxides. In a preferred embodiment, the catalyst support materials include silica, alumina, silica-alumina,
15 and mixtures thereof. Other inorganic oxides that may be employed either alone or in combination with the silica, alumina or silica-alumina and magnesia, titania, zirconia, and the like.

It is preferred that the carrier of the catalyst of this invention has a surface area in the range of from about 10 to about 700 m²/g, pore volume in the range of
20 from about 0.1 to about 4.0 cc/g and average particle size in the range of from about 10 to about 500 μm. More preferably, the surface area is in the range of from about 50 to about 500 m²/g, pore volume of from about 0.5 to about 3.5 cc/g and average particle size of from about 20 to about 200 μm. Most preferably the surface area range is from about 100 to about 400 m²/g, pore volume from about
25 0.8 to about 3.0 cc/g and average particle size is from about 20 to about 100 μm. The average pore size of the carrier of the invention typically has pore size in the range of from 10 to 1000Å, preferably 50 to about 500Å, and most preferably 75 to about 350Å.

The catalyst system of the invention can be made in a variety of different
30 ways as previously described. In one embodiment the catalyst is unsupported, see U.S. Patent No. 5,317,036 and EP-A-0 593 083 incorporated herein by reference. In the preferred embodiment, the catalyst system of the invention is supported. Examples of supporting the catalyst system used in the invention are described in U.S. Patent Nos. 4,937,217, 4,912,075, 4,935,397, 4,937,301, 4,914,253,
35 5,008,228, 5,086,025, 5,147,949, 4,808,561, 4,897,455, 4,701,432, 5,238,892, 5,240,894, 5,332,706, 5,346,925, 5,422,325, 5,466,649, 5,468,702, U.S.

Application Serial No. 271,598, filed July 7, 1994 and PCT Publication WO 95/32995 and WO 95/14044 and all of which are herein fully incorporated by reference.

5 In one embodiment of the process of the invention, olefin(s), preferably C₂ to C₃₀ olefin(s) or alpha-olefin(s), preferably ethylene or propylene or combinations thereof are prepolymerized in the presence of the catalyst or catalyst system of the invention prior to the main polymerization. The prepolymerization can be carried out batchwise or continuously in gas, solution or slurry phase including at elevated pressures. The prepolymerization can take place with any
10 alpha-olefin monomer or combination and/or in the presence of any molecular weight controlling agent such as hydrogen. For details on prepolymerization see U.S. Patent Nos. 4,923,833, 5,283,278 and 4,921,825 and EP-B-0279 863 all of which are herein fully incorporated by reference.

15 In another embodiment of the invention, the supported catalyst system of the invention includes an antistatic agent or surface modifier, for example, those described in U.S. Patent No. 5,283,278 and U.S. Patent Application Serial No. 08/322,675, filed October 13, 1994, which are fully incorporated herein by reference. Non-limiting examples of antistatic agents and surface modifiers include, alcohol, thiol, silanol, diol, ester, ketone, aldehyde, acid, amine, and ether
20 compounds. Tertiary amines, ethoxylated amines, and polyether compounds are preferred. The antistatic agent can be added at any stage in the formation of the supported catalyst system of the invention, however, it is preferred that it is added after the supported catalyst system of the invention is formed, in either a slurry or dried state.

25 A preferred method for producing the catalyst of the invention is described below and can be found in U.S. Application Serial Nos. 265,533, filed June 24, 1994 and 265,532, filed June 24, 1994, both are herein fully incorporated by reference in their entirety. In a preferred embodiment, the metallocene catalyst component is slurried in a liquid to form a metallocene solution and a separate
30 solution is formed containing an activator and a liquid. The liquid can be any compatible solvent or other liquid capable of forming a solution or the like with at least one metallocene catalyst component and/or at least one activator. In the preferred embodiment the liquid is a cyclic aliphatic or aromatic hydrocarbon, most preferably toluene. The metallocene and activator solutions are mixed together
35 and added to a porous support or the porous support is added to the solutions such that the total volume of the metallocene solution and the activator solution or the

metallocene and activator solution is less than four times the pore volume of the porous support, more preferably less than three times, even more preferably less than two times, and still more preferably in the 1.1 times to 3.5 times range and most preferably in the 1.2 to 3 times range.

5 Procedures for measuring the total pore volume of a porous support are well known in the art. Details of one of these procedures is discussed in Volume 1, *Experimental Methods in Catalytic Research* (Academic Press, 1968) (specifically see pages 67-96). This preferred procedure involves the use of a
10 classical BET apparatus for nitrogen absorption. Another method well known in the art is described in Innes, *Total Porosity and Particle Density of Fluid Catalysts By Liquid Titration*, Vol. 28, No. 3, *Analytical Chemistry* 332-334 (March, 1956).

 The mole ratio of the metal of the activator component to the transition metal of the metallocene component is in the range of ratios between 0.3:1 to 1000:1, preferably 20:1 to 800:1, and most preferably 50:1 to 500:1. Where the
15 activator is an aluminum-free ionizing activator such as those based on the anion tetrakis(pentafluorophenyl)boron as previously described, the mole ratio of the metal of the activator component to the transition metal component is preferably in the range of ratios between 0.3:1 to 3:1.

 In another embodiment the catalyst loading in millimoles (mmoles) of
20 metallocene to weight of support material in grams (g) is in the range of from about 0.001 to about 2.0 mmoles of metallocene per g of support material, preferably from about 0.005 to about 1.0, more preferably from about 0.005 to 0.5 and most preferably from about 0.01 to 0.15.

Polymerization Process

25 The catalysts and catalyst systems of this invention are suited for the polymerization of monomers and optionally comonomers in preferably a gas phase process.

 Typically in a gas phase polymerization process a continuous cycle is employed where in one part of the cycle of a reactor, a cycling gas stream,
30 otherwise known as a recycle stream or fluidizing medium, is heated in the reactor by the heat of polymerization. The recycle stream usually contains one or more monomers continuously cycled through a fluidized bed in the presence of a catalyst under reactive conditions. This heat is removed in another part of the process by a cooling system external to the reactor. The recycle stream is withdrawn from the
35 fluidized bed, cooled, and recycled back into the reactor. Simultaneously, polymer product is withdrawn from the reactor and new or fresh monomer and catalyst is

added to replace the polymerized monomer and consumed catalyst. See for example U.S. Patent Nos. 4,543,399, 4,588,790, 5,028,670, 5,382,638, 5,352,749, 5,405,922, 5,436,304, 5,453,471 and 5,463,999 all of which are fully incorporated herein by reference.

5 In one embodiment, the invention is directed toward a polymerization process involving the polymerization of one or more of the monomer(s) including ethylene alone or in combination with one or more linear or branched monomer(s) having from 3 to 30 carbon atoms, preferably 3-12 carbon atoms, more preferably 4 to 8 carbon atoms. The process is particularly well suited to the
10 copolymerization reactions involving the polymerization of ethylene in combination with one or more of the monomers, for example alpha-olefin monomers of propylene, butene-1, pentene-1, 4-methylpentene-1, hexene-1, octene-1, decene-1, styrene and cyclic and polycyclic olefins such as cyclopentene, norbornene and cyclohexene or a combination thereof. Other monomers for use with ethylene can
15 include polar vinyl monomers, diolefins such as 1,3-butadiene, 1,4-pentadiene, 1,4-hexadiene, 1,5-hexadiene, norbornadiene, and other unsaturated monomers including acetylene and aldehyde monomers. Higher alpha-olefins and polyenes or macromers can be used also. Preferably the comonomer is an alpha-olefin having from 3 to 15 carbon atoms, preferably 4 to 12 carbon atoms and most preferably 4
20 to 10 carbon atoms.

 In another embodiment ethylene is polymerized with at least two different comonomers to form a terpolymer and the like, the preferred comonomers are a combination of monomers, alpha-olefin monomers having 3 to 10 carbon atoms, more preferably 3 to 8 carbon atoms, optionally with at least one diene monomer.
25 The preferred terpolymers include the combinations such as ethylene/butene-1/hexene-1, ethylene/propylene/butene-1, ethylene/propylene/hexene-1, ethylene/propylene/norbornadiene, ethylene/propylene/1,4-hexadiene and the like.

 In the preferred embodiment, the process of the invention is operated substantially free of or in the absence of a scavenger. It is preferred that if a
30 scavenger is used that no more than about 50 ppm of the scavenger is used based upon the total weight of the fluidized bed is present at any given point in time during the process of the invention. See U.S. Application Serial No. 306,055 filed August 14, 1995, which is herein incorporated by reference. Non-limiting examples of scavenger compounds include for example, triethylaluminum (TEAL),
35 trimethylaluminum (TMAL), tri-isobutylaluminum (TIBAL) and tri-n-hexylaluminum (TNHAL) and diethyl aluminum chloride (DEAC) and the like.

In one embodiment, where homopolymers are produced, the reactor temperature of the process of the invention is in the range of from about 70°C to about 130°C, preferably 75°C to 125°C, even more preferably from about 80°C to about 120°C and most preferably 85°C to about 115°C. In another embodiment, where copolymers are produced, the reactor temperature of the process of the invention is in the range of from about 70°C to about 120°C, preferably 70°C to 115°C, even more preferably from about 70°C to about 110°C and most preferably 70°C to about 100°C.

The ethylene partial pressure of the process of the invention is generally in the range of from about 30 psi (207 kPa) to about 250 psi (1724 kPa), preferably in the range of 30 psi (207 kPa) to 200 psi (1379 kPa), more preferably from about 35 psi (241 kPa) to 175 psi (1207 kPa), and most preferably from about 40 psi (276 kPa) to about 150 psi (1034 kPa). In another embodiment, the ethylene partial pressure is greater than 40 psi (276 kPa), preferably greater than 45 psi (310 kPa), more preferably greater than 50 psi (345 kPa), even more preferably greater than 55 psi (379 kPa) and most preferably greater than about 60 psi (414 kPa).

The total reactor pressure of the process of the invention is up to about 1000 psig (6895 kPag), preferably in the range of 150 psig (1034 kPag) to about 600 psig (4137 kPag), more preferably in the range of 200 psig (1379 kPag) to about 500 psig (3447 kPag), even more preferably in the range of 225 psig (1551 kPag) to about 400 psig (2758 kPag) and most preferably in the range of 250 psig (1724 kPag) to 400 psig (2758 kPa).

In yet another embodiment, where homopolymers are produced, the ethylene partial pressure is in the range of 30 psi (207 kPa) to 150 psi (1034 kPa) and the reactor temperature is in the range of 80°C to 120°C, preferably the ethylene partial pressure is in the range of 40 psi (276 kPa) to 120 psi (827 kPa) and the reactor temperature is in the range of 85°C to 110°C, more preferably the ethylene partial pressure is in the range of 50 psi (345 kPa) to 120 psi (827 kPa) and the reactor temperature is in the range of 85°C to 120°C, most preferably the ethylene partial pressure is in the range of 60 psi (414 kPa) to 120 psi (827 kPa) and the reactor temperature is in the range of 90°C to 120°C.

In yet another embodiment, where copolymers are produced, the ethylene partial pressure is in the range of 30 psi (207 kPa) to 150 psi (1034 kPa) and the reactor temperature is in the range of 65°C to 120°C, preferably the ethylene partial pressure is in the range of 40 psi (276 kPa) to 120 psi (827 kPa) and the

reactor temperature is in the range of 65°C to 110°C, more preferably the ethylene partial pressure is in the range of 50 psi (345 kPa) to 120 psi (827 kPa) and the reactor temperature is in the range of 65°C to 105°C, most preferably the ethylene partial pressure is in the range of 60 psi (414 kPa) to 120 psi (827 kPa) and the reactor temperature is in the range of 70°C to 100°C.

It is also contemplated by the process of the invention that hydrogen may be used to control the molecular weight of the polymer product, see U.S. Patent Nos. 4,939,217 and 3,051,690 both of which are herein fully incorporated by reference.

Polymer Products

The activation energy of viscous flow (E_a) can be used as an indication of processability of the polymers produced by the process of the invention. Graessley (Accounts of Chemical Research, 10, 332, (1977)) and Mendelson (Trans. of the Soc. of Rheology, 9:1, 53 (1965)) both of which are herein fully incorporated by reference have related an increase in E_a to the presence of branching in polymers. E_a can be measured using rheological techniques well known in the art. For example, the measurement of E_a using a capillary, parallel plate, or oscillatory rheometers may be used to obtain the viscous energy of activation using a capillary rheometer is given by the above Mendelson article incorporated herein by reference.

The E_a of a conventional high density ethylene homopolymer (HDPE) is 6.3 kcal/mol (Mendelson, Trans. of the Soc. of Rheology, 9:1, 53 (1965)), however current experimental data based on extrapolation of copolymers of varying comonomer composition to zero comonomer content produces a value of 6.6 kcal/mol. Thus, the fact that the polymers of the invention have E_a higher than the E_a of these conventional homopolyethylene indicates that the polymers of the invention have a higher level of branching. A typical high pressure low density polymer (LDPE) produced by a free-radical polymerization process has an E_a ranging from about 11 kcal/mole to about 14 kcal/mole.

For polyethylene, ΔE_a is defined to be the E_a value of the polymer of the invention minus the E_a of a conventional homopolyethylene, which for the purposes of this patent specification and appended claims is 6.6 kcal/mole. It is known in the art that E_a is influenced by the presence of short chain branching. Therefore, when measuring E_a for ethylene copolymers, the component attributable to the level of short chain branching should be subtracted out. When correcting for short chain branching the measured E_a for a copolymer of the

invention minus the E_a of a linear short chain branched copolymer with a similar comonomer content (ΔE_a) should be equal to or greater than 1.0, preferably the difference is greater than 1.5, more preferably greater than 2 and most preferably greater than 3.

5 In one embodiment, the polymers produced by the process of the invention have an E_a of greater than 6.6 kcal/mole and/or a ΔE_a equal to or greater than 1 kcal/mole for homopolyethylene, or an E_a greater than 7.6 kcal/mole and/or ΔE_a equal to or greater than 1 kcal/mole for an ethylene copolymers as measured by the techniques described above.

10 In an embodiment, the homopolymers of the invention have an E_a greater than or equal to about 6.9 kcal/mol, more preferably greater than 7 kcal/mol, more preferably greater than 8 kcal/mol and even more preferably greater than about 10 kcal/mol.

15 In one embodiment, the E_a of the homopolymers of the invention are in the range of from about 6.9 kcal/mole to about 20 kcal/mole, preferably in the range of greater than 7 kcal/mole to about 12 kcal/mole, even more preferably from about 7.1 kcal/mole to about 12 kcal/mole.

20 In an embodiment, the ethylene copolymers, terpolymers and the like of the invention have an E_a greater than about 7.6 kcal/mol, more preferably greater than 8 kcal/mol, more preferably greater than 8.5 kcal/mol and even more preferably greater than about 9 kcal/mol and most preferably greater than 10 kcal/mol.

25 In one embodiment, the E_a of the ethylene copolymers, terpolymers and like of the invention are in the range of from about 7.6 kcal/mole to about 25 kcal/mole, preferably in the range of greater than 8 kcal/mole to about 20 kcal/mole, even more preferably from about 8.5 kcal/mole to about 15 kcal/mole.

30 In another embodiment the polymers of the invention have a weight average molecular weight (M_w) in the range of from about 20,000 daltons to about 2,000,000 daltons, preferably from about 30,000 daltons to about 500,000, more preferably from about 40,000 daltons to about 300,000 daltons, and most preferably from about 50,000 daltons to about 250,000 daltons.

 Molecular weight distribution ($M_w/M_n = MWD$) is generally described as the ratio of the weight average molecular weight (M_w) to the number average molecular weight (M_n).

35 In an embodiment, the polymers of this invention have a M_w/M_n in the range of from about 2 to 10, preferably in the range of 2.5 to 8, more preferably in the range of from about 2.5 to 7 and most preferably from greater than 3 to about

6. In another embodiment, the polymers of the invention have a molecular weight distribution greater than 2.5, preferably greater than 3 and most preferably greater than 3.1, but not greater than 10.

5 In another embodiment of this invention, a mixed catalyst system can produce a polymer having a M_w/M_n in the range of from about 3 to 30, preferably in the range of 4 to 20, more preferably in the range of 4 to 15, most preferably in the range of from about 4 to less than 8.

10 The M_z/M_w (the ratio of the third moment to the second moment) of the polymers of the invention are less than 4, preferably less than 3.5, even more preferably less than 3 and most preferably less than about 2.5. In another embodiment the preferred ranges for M_z/M_w for the polymer of the invention are in the range of about greater than 3 to 4, preferably about 2.7 to about 3.5 and even more preferably from about 2, preferably from 2.1, to about 3.

15 The homopolyethylene polymer compositions of the invention have a density in the range of from about 0.94 g/cc to about 0.97 g/cc, preferably about 0.95 g/cc to about 0.965 g/cc.

20 In another embodiment the copolymer compositions of the invention have densities in the range of about 0.87 g/cc to about 0.95 g/cc, preferably in the range of about 0.90 g/cc to about 0.95 g/cc, even more preferably from about 0.905 g/cc to about 0.945 g/cc and most preferably from about 0.910 g/cc to about 0.94 g/cc.

25 Another important characteristic of the copolymers of the invention are their composition distribution (CD). A measure of composition distribution is the "Composition Distribution Breadth Index" (CDBI). CDBI is defined as the weight percent of the copolymer molecules having a comonomer content within 50% of the median total molar comonomer content. The CDBI of a copolymer is readily determined utilizing well known techniques for isolating individual fractions of a sample of the copolymer. One such technique is Temperature Rising Elution Fraction (TREF), as described in Wild, et al., *J. Poly. Sci., Poly. Phys. Ed.*, vol. 20, p. 441 (1982) and U.S. Patent No. 5,008,204, which are incorporated herein by reference. See PCT Patent Application WO 93/03093, published February 18, 30 1993 incorporated herein by reference for details on measuring CDBI.

35 In one embodiment, the copolymers of the invention have a composition distribution breadth index greater than 50 percent, preferably greater than 55 percent, more preferably greater than 60 percent, even more preferably greater than 65 percent and most preferably greater than 70 percent. In another embodiment, the composition distribution breadth index of the polymer of the

invention are in the range of from 50 percent to about 100 percent, preferably from about 55 percent to about 99 percent, more preferably from about 55 percent to about 90 percent and most preferably from about 60 percent to about 80 percent.

5 The Melt Index (MI) or I_2 measured by ASTM D-1238-E of the polymers of the invention are generally in the range of about 0.05 dg/min to about 1000 dg/min, preferably about 0.1 dg/min to about 300 dg/min, more preferably about 0.3 to about 200 dg/min and most preferably about 0.5 dg/min to about 100 dg/min.

10 In another embodiment the MI of the polymers are in the range of from about 0.5 dg/min to about 50 dg/min, preferably in the range of from 0.7 dg/min to about 20 dg/min, more preferably from 0.7 dg/min to about 10 dg/min and most preferably in the range from about 1 dg/min to about 5 dg/min.

15 In one embodiment of the invention the polymers of the invention can be described as satisfying the formula $M_w / M_n > I_{10} / I_2 - 4.63$, where I_{10} is measured in accordance with ASTM D-1238 (190°C/10.0 kg). The I_{10} / I_2 ratio for the polymers of the invention are typically greater than or equal to 6.9, preferably greater than 7, and typically in the range of from greater than or equal to 6.9 to 20. In another embodiment, the I_{10} / I_2 ratio for the polymers of the invention are in the range of from 6.9 to 14, preferably 6.9 to less than 11.

20

EXAMPLES

In order to provide a better understanding of the present invention including representative advantages and limitations thereof, the following examples are offered.

25 The properties of the polymer were determined by the following test methods:

30 All molecular weights are weight average molecular weight unless otherwise noted. Molecular weights (weight average molecular weight (M_w) and number average molecular weight (M_n)) were measured by Gel Permeation Chromatography, unless otherwise noted, using a Waters 150 Gel Permeation Chromatograph equipped with a differential refractive index detector and calibrated using polystyrene standards. Polymer samples were dissolved in trichlorobenzene solvent at 165 °C and the solutions were run at 145 °C using three Shodex GPC AT-80 M/S columns in series. This general technique is discussed in "Liquid Chromatography of Polymers and Related Materials III" J. Cazes Ed., Marcel Decker, 1981, page 207, which is incorporated by reference

35

herein. No corrections for column spreading were employed; however, data on generally accepted standards, e.g. National Bureau of Standards Polyethylene 1475, demonstrated a precision with 0.1 units for M_w/M_n which was calculated from elution times. The numerical analyses were performed using Expert Ease™ software available from Waters Corporation.

Density was measured according to ASTM D-1501.

I_{10} is measured by ASTM D-1238(190°C/10.0 kg) and I_2 is measured by ASTM D-1238-E.

Rheological data was measured as follows. A sample of the polymer produced in Example 1-11 was stabilized with a 1 wt. % mix of 1:2 IRGANOX 1076™/IRGAFOS 168™.

For the purposes of this patent specification and appended claims the activation energy of viscous flow E_a is measured by parallel plate oscillatory (equipment - Rheometrics RMS-800, a RDS or System IV can be used) shear measurements performed over the frequency range, 0.1 -100 rad/sec at each of four temperatures (150°C, 170°C, 190°C, and 220°C) at a maximum strain such that the data are taken in the linear viscoelastic regions, and then, using the well known temperature-frequency superposition, specifically horizontal shifting of the logarithm of the complex modulus at each temperature along the logarithmic frequency axis, to obtain shift factors, which are then fitted to an Arrhenius equation to yield E_a .

The E_a of the polymers of Examples 1-10 were determined as described above and the results given in Table 1.

The following materials were used in all examples:

Silica: MS948, 1.6 mL/g pore volume, W.R. Grace, Davison Chemical Division, Baltimore, Maryland (Davison Chemical Co.) previously heated to 800°C under nitrogen.

Bis(cyclopentadienyl)zirconium dichloride: Strem Chemicals, Inc., Newburyport, Massachusetts.

Rac-dimethylsilylbis(indenyl)hafnium dichloride and rac-dimethylsilylbis(indenyl)zirconium dichloride were produced as similarly described in U.S. Patent No. 5,017,714 fully incorporated herein by reference.

Methylalumoxane: Thirty weight percent clear MAO solution in toluene available from Ethyl Corporation, now Albemarle, Baton Rouge, Louisiana.

EXAMPLE 1**Catalyst Preparation**

5 Preactivation of the catalyst was performed by the addition of 0.58g bis(cyclopentadienyl)zirconium dichloride (2.0 mmol) to 37.47 g of a clear methylalumoxane solution (193.7 mmol aluminum) diluted with 42.8 g (49.5 mL) of dry toluene in a 500 ml round bottomed flask and swirled. The silica, 30 g (1.6 mL/g pore volume) was heated to 800°C under nitrogen as follows: heated to 250 °C over 8 hours and maintained at 250°C for 8 hours, and then heated to 800°C over 8 hours and maintained at 800°C for 8 hours. This silica was added to the catalyst solution and mixed to a pasty uniformity. The mixture was dried in vacuo at 25° C to give a finely divided free-flowing solid. Weighing the mixture gave 41.0 g supported catalyst.

Polymerization

15 The polymerization run was performed in a 2-liter autoclave reactor equipped with an anchor impeller, an external water jacket for temperature control, a regulated supply of dry nitrogen, ethylene, ethylene/butene gas mixture, and reactor ports for the introduction of seed bed, scavenger, other comonomers, hydrogen, and catalyst.

20 The reactor was dried and degassed at 140° C under nitrogen for a minimum of one hour prior to use. A typical run consisted of introducing 200 g dried sodium chloride as the seed bed and 0.2 ml triethylaluminum (TEAL, 25 weight % in heptane) to the reactor as the scavenger, stirred for one minute at room temperature, and then the temperature of the reactor contents was raised to 25 110°C. The reactor was then vented and purged with nitrogen for 30 minutes at about 1 psi (6.89 kPa) above atmospheric pressure. Then, the nitrogen purge was stopped, and the reactor temperature equilibrated to a reaction temperature of 100°C. The catalyst, 1000 mg as prepared above, was then injected under nitrogen pressure into the reactor. Then 40 psi (276 kPa) of ethylene monomer was 30 pressured into the reactor and the flow of ethylene left open to maintain a constant pressure throughout the run. The polymerization reaction was limited to 60 minutes. The reaction was quenched by venting and rapid cooling of the system. The catalyst was killed by air exposure and the reactor contents were poured into distilled water to dissolve the seed bed. Polyethylene was recovered by filtration 35 and rinsed by passing toluene, methanol and hexane through a Buchner funnel

containing the polymer. The polyethylene product recovered had a M_w of 72,000, a M_n of 16,000 and a molecular weight distribution of about 4.0.

EXAMPLE 2

5 Using the same general procedure including the same catalyst system as described in Example 1 except the reactor was pressured with 150 psig (1030 kPa) of ethylene and the flow of ethylene left open to maintain this constant pressure throughout the run. The polyethylene product recovered had a M_w of 121,000, a M_n of 39,000, a molecular weight distribution of about 3.1 and a I_{10}/I_2 of 7.1.

10

COMPARATIVE EXAMPLE 3

 Using the same general procedure using the same catalyst as described in Example 1, except the reactor was pressured with 300 psig (2070 kPa) of ethylene and the flow of ethylene left open to maintain this constant pressure throughout the run. The polyethylene product recovered had a M_w of 123,000, a M_n of 41,000, a molecular weight distribution of about 3.0 and a I_{10}/I_2 of 6.9.

15

EXAMPLE 4

 Using the same general procedure and catalyst as described in Example 1, except the reactor was heated to 110° C and the reactor was pressured with 40 psig (276 kPa) of ethylene and the flow of ethylene left open to maintain this constant pressure throughout the run. The polyethylene product recovered had a M_w of 48,000, a M_n of 12,000 and a molecular weight distribution of about 4.0.

20

EXAMPLES 5-9

 The same general polymerization procedure and catalyst of Example 1 was used for examples 5 and 7-9. The pressures, temperatures and product characteristics are described below in Table 1. In example 6 the same general polymerization procedure of Example 1 was used except that the metallocene component was rac-dimethylsilylbis(indenyl)hafnium dichloride (2.0 mmol). The results are given in Table 1.

25

EXAMPLE 10

Catalyst Preparation

35 To an eight liter vessel equipped with a cooling jacket and an overhead stirrer was added 904 ml of 30 weight percent methylalumoxane in toluene (4.2

- 20 -

mole aluminum). While stirring a solution of 20 g of rac-dimethylsilylbis-(indenyl)zirconium dichloride in 950 ml of toluene was slowly added over a period of 5 minutes to the vessel. After adding the above solution and stirring for an additional 2 minutes, 200 g of Davison 948 dehydrated silica (dried at 800°C as described in Example 1) was added over a three minute period. Stirring continued for four minutes and then the reaction mixture was gradually heated to 47 °C over a 30 minute time period while a vacuum was applied from the top of the vessel. A slight nitrogen purge into the bottom of the vessel was used to assist in the solvent removal. Ninety minutes later the reaction mixture was very viscous. Heating was increased gradually to 63 °C over the next three hours. At this point the supported catalyst was a dry free flowing solid, which was allowed to cool to ambient temperature. To the solid catalyst 6.1 L of isopentane was added to form a slurry. The slurry was cooled to -5 °C and ethylene was slowly added via a dip tube at a rate of 2.1 L/min. This was gradually increased to 3.9 L/min over eighty minutes. When the temperature reached about 16 °C, the flow of ethylene was stopped. Agitation was then halted and the prepolymerized catalyst allowed to settle. The liquid phase was then decanted and the solids washed twice with isopentane, and transferred to a dry box. The slurry was passed through a sieve (#14), filtered and washed three times with 4 L of pentane. The solids were then dried under vacuum at ambient temperature for 3.5 hours to yield 686 g of a medium yellow solid (bulk density of 0.407 g/cc, 0.58 wt% Zr calculated).

Polymerization

In this Example 10 the same general polymerization procedure of Example 1 was used except that the prepolymerized supported metallocene catalyst prepared above was used. The results are given in Table I.

TABLE I

Ex. #	Yield (B)	Temp. (°C)	¹ C ₂ [̄] psi (kPa)	M _w	M _n	M _w /M _n (MWD)	I ₁₀ /I ₂	M _z /M _w	² Pressure psig (kPag)	E _a (kcal/mol)
1	9.2	100	40 (276)	72,000	16,000	4.4	not measured	2.2	90 (620)	8.0
2	15.2	100	150 (1034)	121,000	39,000	3.1	6.9	3.4	209 (1441)	7.6
C3	85.8	100	300 (2068)	123,000	41,000	2.9	6.4	2.0	354 (2440)	6.2
4	8.1	110	40 (276)	48,000	12,000	4.0	not measured	2.5	94 (648)	10.1
5	15.8	85	40 (276)	98,000	28,000	3.6	not measured	2.1	106 (730)	7.3
6	7.9	100	40 (276)	223,000	32,000	7.0	not measured	3.5	97 (668)	12.5
7	41.2	100	100 (689)	92,000	25,000	3.7	7.2	2.1	148 (1020)	9.1
8	7.9	100	40 (276)	64,000	16,000	4.1	not measured	2.3	88 (606)	10.0
9	5.8	120	40 (276)	31,000	8,000	3.9	not measured	2.4	96 (661)	not measured
10	12.1	100	40 (276)	48,000	11,000	4.3	not measured	2.8	106 (730)	11.2

¹C₂[̄] is ethylene partial pressure²Pressure is the total reactor pressure

The polymers produced by this invention can be used in a wide variety of products and end-use applications. Polymers produced by the process of the invention are useful in such forming operations as film, sheet, and fiber extrusion and co-extrusion as well as blow molding, injection molding and rotary molding.

5 The polymers of the invention can be formed into blown or cast films formed by coextrusion or by lamination. These films would be useful as shrink films, cling films, stretch films, sealing films, oriented films, snack packages, heavy duty bags, grocery sacks, baked and frozen food packages, medical packages, industrial liners, membranes, etc. in food-contact and non-food contact applications. Fibers that

10 include melt spinning, solution spinning and melt blown fiber operations for use in woven or non-woven form to make filters, diaper fabrics, medical garments, geotextiles, etc., extruded articles that include medical tubing, wire and cables, geomembranes, and pond liners, molded articles that include single and multi-layered constructions in the form of bottles, tanks, large hollow articles, rigid food

15 containers and toys, etc. all can be made from the polymers of the invention. The polymers of this invention can also be functionalized or maleated, produced into foams and even used as additives or lubricants in petroleum products such as oil.

While the present invention has been described and illustrated by reference

20 to particular embodiments, it will be appreciated by those of ordinary skill in the art that the invention lends itself to variations not necessarily illustrated herein. For example, it is within the scope of this invention to include a traditional Ziegler-Natta catalyst with a catalyst of the invention or to blend the polymers of this invention with other metallocene catalyzed polymers or conventional polymers

25 such as linear low density polyethylene, polypropylene, high density polyethylene or even high pressure low density polyethylene. Also, the process of the invention can be used in a single reactor or in a series reactor or even in series where one reactor is a slurry reactor or a solution reactor and the other being a gas phase reactor or any combination thereof. For this reason, then, reference should be

30 made solely to the appended claims for purposes of determining the true scope of the present invention.

CLAIMS

We Claim:

- 5 1. A gas phase process for polymerizing ethylene and one or more other monomer(s) in the presence of a metallocene catalyst system to form a polymer product having an activation energy of viscous flow (E_a) greater than or equal to 6.9 kcal/mole, the process operating at an ethylene partial pressure of 200 psi or less.
- 10 2. The process of claim 1 wherein the ethylene partial pressure is about 175 psi or less.
3. The process of claim 1 wherein the polymer product has an activation energy of viscous flow (E_a) greater than about 7 kcal/mole.
- 15 4. The process of claim 1 wherein the polymer product has an E_a in the range of from about 7 kcal/mole to 20 kcal/mole.
- 20 5. The process of claim 1 wherein the metallocene catalyst system is supported.
6. The process of claim 1 wherein the metallocene catalyst system comprises a metallocene transition metal compound represented by the formula:
- $$(C_5H_{5-d-f}R''_d)_eR'''_fMQ_{g-e}$$
- 25 wherein M is a Group 4, 5, 6 transition metal, at least one $(C_5H_{5-d-f}R''_d)$ is an unsubstituted or substituted cyclopentadienyl ligand bonded to M, each R'' , which can be the same or different is hydrogen or a substituted or unsubstituted hydrocarbyl having from 1 to 30 carbon atoms or combinations thereof or two or more carbon atoms are joined together to form a part of a substituted or
- 30 unsubstituted ring or ring system having 4 to 30 carbon atoms, R''' is one or more or a combination of carbon, germanium, silicon, phosphorous or nitrogen atoms containing radical bridging two $(C_5H_{5-d-f}R''_d)$ rings, or bridging one $(C_5H_{5-d-f}R''_d)$ ring to M; each Q which can be the same or different is a hydride, substituted or unsubstituted hydrocarbyl having from 1 to 30 carbon atoms, halogen, alkoxides, aryloxides, amides, phosphides or any other univalent anionic ligand or
- 35 combination thereof; two Q can be an alkylidene ligand or cyclometallated

hydrocarbyl ligand or other divalent anionic chelating ligand, where g is an integer corresponding to the formal oxidation state of M , d is 0, 1, 2, 3, 4 or 5, f is 0 or 1 and e is 1, 2 or 3.

- 5 7. The process of claim 6 wherein e is 2 and f is 0.
8. The process of claim 6 wherein e is 2 and f is 1.
9. The process of claim 1 wherein the polymer product has a I_{10}/I_2 of greater
10 than 6.9.
10. A continuous polymerization process for producing a polymer product in a
gas phase reactor, the polymer product having an E_a of greater than about 6.9
kcal/mole, said process comprising introducing to the reactor ethylene and one or
15 more other monomer(s) at an ethylene partial pressure in the range of from about
30 psi to about 200 psi in the presence of a supported metallocene catalyst system.
11. The process of claim 10 wherein the ethylene partial pressure is in the range
of from about 40 psi to about 175 psi.
- 20 12. The process of claim 10 wherein the reactor has an ethylene partial
pressure in the range of from 30 psi to about 200 psi and a temperature in the
range of from about 80°C to about 110°C.
- 25 13. The process of claim 10 wherein the other monomer(s) have from 3 to 20
carbon atoms.
14. The process of claim 10 wherein the polymer product has a I_{10}/I_2 of
greater than 7.
- 30 15. A continuous gas phase process for polymerizing ethylene, optionally with
at least one other olefin monomer in the presence of a supported metallocene
catalyst system to form a polymer product having an E_a greater than about 7
kcal/mole, a molecular weight distribution greater than 3 and I_{10}/I_2 of greater than
35 or equal to 6.9, the process operating at an ethylene partial pressure of 200 psi or
less in the absence of scavenger.

16. The process of claim 15 wherein the molecular weight distribution is in the range of between from about 4 to about 10.
- 5 17. The process of claim 15 wherein the polymer product has a density greater than 0.94 g/cc.
18. The process of claim 15 wherein the process is operating at an ethylene partial pressure of less than 175 psi and a reactor pressure less than 300 psig.
- 10 19. The process of claim 15 wherein the other monomer(s) have from 4 to 8 carbon atoms.
20. The process of claim 15 wherein the polymer product has an E_a greater than 7 kcal/mole.
- 15

INTERNATIONAL SEARCH REPORT

International Application No
PCT/US 97/02119

A. CLASSIFICATION OF SUBJECT MATTER IPC 6 C08F10/00 C08F2/34		
According to International Patent Classification (IPC) or to both national classification and IPC		
B. FIELDS SEARCHED Minimum documentation searched (classification system followed by classification symbols) IPC 6 C08F		
Documentation searched other than minimum documentation to the extent that such documents are included in the fields searched		
Electronic data base consulted during the international search (name of data base and, where practical, search terms used)		
C. DOCUMENTS CONSIDERED TO BE RELEVANT		
Category	Citation of document, with indication, where appropriate, of the relevant passages	Relevant to claim No.
X	EP 0 676 421 A (BP CHEM INT LTD) 11 October 1995 cited in the application see page 3, line 51 - page 4, line 15 see page 5, line 25 - line 45 see page 7, line 45 - line 57; table 4 ---	1-20
X	EP 0 659 773 A (UNION CARBIDE CHEM PLASTIC) 28 June 1995 cited in the application see page 8, line 44 - line 51; example 7; table I ---	1-20
X	WO 96 00246 A (EXXON CHEMICAL PATENTS INC) 4 January 1996 see page 8, line 13 - page 12, line 11 -----	1-20
<input type="checkbox"/> Further documents are listed in the continuation of box C.		
<input checked="" type="checkbox"/> Patent family members are listed in annex.		
* Special categories of cited documents :		
A document defining the general state of the art which is not considered to be of particular relevance *E* earlier document but published on or after the international filing date *L* document which may throw doubts on priority claim(s) or which is cited to establish the publication date of another citation or other special reason (as specified) *O* document referring to an oral disclosure, use, exhibition or other means *P* document published prior to the international filing date but later than the priority date claimed		
T later document published after the international filing date or priority date and not in conflict with the application but cited to understand the principle or theory underlying the invention *X* document of particular relevance; the claimed invention cannot be considered novel or cannot be considered to involve an inventive step when the document is taken alone *Y* document of particular relevance; the claimed invention cannot be considered to involve an inventive step when the document is combined with one or more other such documents, such combination being obvious to a person skilled in the art. *A* document member of the same patent family		
Date of the actual completion of the international search <p style="text-align: center;">29 May 1997</p>	Date of mailing of the international search report <p style="text-align: center;">10.06.97</p>	
Name and mailing address of the ISA European Patent Office, P.B. 5818 Patentlaan 2 NL - 2280 HV Rijswijk Tel. (+31-70) 340-2040, Tx. 31 651 epo nl, Fax (+31-70) 340-3016	Authorized officer <p style="text-align: center;">Schmidt, H</p>	

INTERNATIONAL SEARCH REPORT

Information on patent family members

International Application No
PCT/US 97/02119

Patent document cited in search report	Publication date	Patent family member(s)	Publication date
EP 0676421 A	11-10-95	CA 2146205 A JP 8048711 A	08-10-95 20-02-96

EP 0659773 A	28-06-95	AU 8152494 A BR 9405192 A CA 2138572 A JP 7252311 A	29-06-95 01-08-95 22-06-95 03-10-95

WO 9600246 A	04-01-96	CA 2193888 A EP 0766704 A	04-01-96 09-04-97
